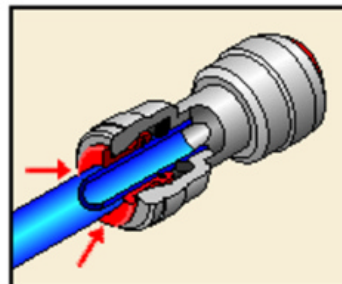
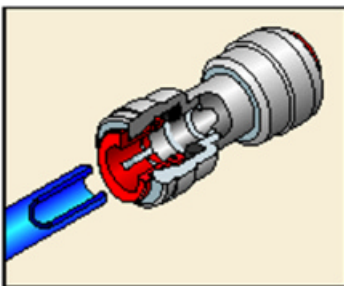


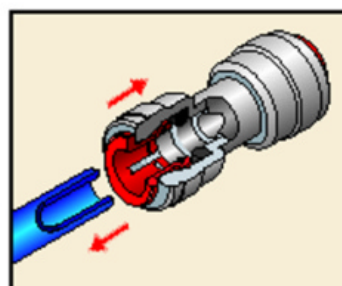
Cut the front end of the tube squarely before inserting. The outer surface of the tube end must be smooth, clean, and free from burrs and scratches.



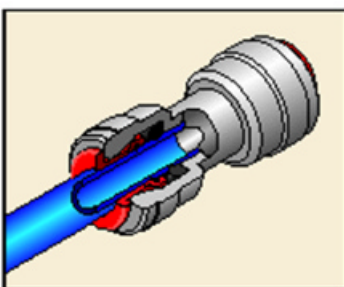
TO DISCONNECT :
Press the COLLET face fully towards the fitting body and then pull the tube out from the body. The fittings are reusable.



Insert the tube firmly until the tube end hits a positive stop.



The unique oval-shaped face of the collets facilitates servicing. The wide oval shape allows easier finger placement for easy connecting and disconnecting.



To check for a secure connection, tug on the tube with moderate force. The tube should hold in place. A stainless steel gripper ring holds the tube into the fitting and prevents o-ring leakage.

The rounded teeth of the gripper ring minimize scratches, allowing the reuse of tube.